

PH HORN PH



FRÄSSYSTEME

MILLING SYSTEMS

2023/2024

HORN PH

Nutfräsen (zirkular)

Groove Milling by circular interpolation



B



System/System	Seite/Page
M304	28
M306	36
M308	66
M311	88
M116	110
M313	116
M328	150
M332	176
M335	200
M620	204

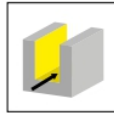
Nutfräsen (zirkular)

Groove Milling by circular interpolation



B

Frälerschaft
Milling shank
M304/M304.ST



Seite/Page
30-31

Schneidplatte
Insert
304




Seite/Page
32



Seite/Page
33



Seite/Page
34



Seite/Page
35

M304



**Fräser mit wechselbarer
Schneidplatte**

ab Bohrung \varnothing 7,7 mm

**Milling shank with
exchangeable insert**

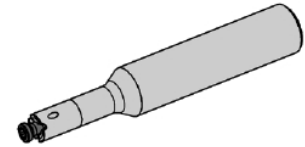
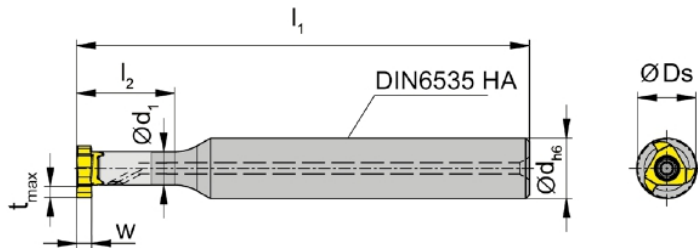
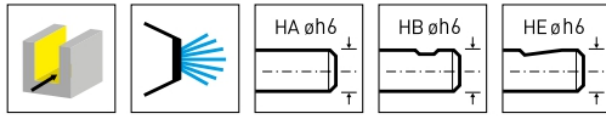
from bore \varnothing 7,7 mm

Frälerschaft Milling shank

M304



B



Bestellnummer Part number	d	l ₁	l ₂	d ₁	Form	HWS
M304.0008.01A	8	60	13	4,4	A	304044R
M304.0008.02A	8	64	17	4,4	A	304044R
M304.0008.03A	8	68	21	4,4	A	304044R
M304.0008.01B	8	60	13	4,4	B	304044R
M304.0008.02B	8	64	17	4,4	B	304044R
M304.0008.03B	8	68	21	4,4	B	304044R
M304.0008.01E	8	60	13	4,4	E	304044R
M304.0008.02E	8	64	17	4,4	E	304044R
M304.0008.03E	8	68	21	4,4	E	304044R

w, Ds, tmax siehe Schneidplatte
w, Ds, tmax see inserts

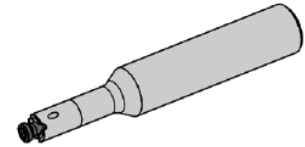
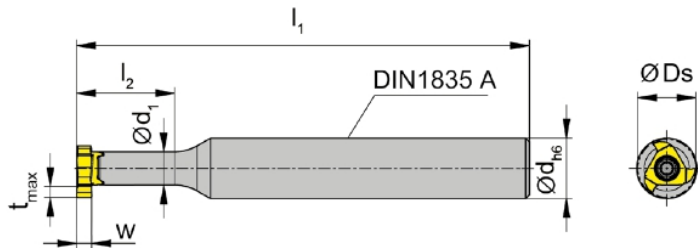
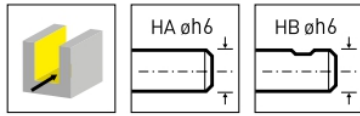
Ersatzteile Spare Parts

Frälerschaft Milling shank	Spannschraube Clamping Screw	TORX PLUS®-Schlüssel TORX PLUS® Wrench
M304...	1.8.4T6EP	T6PL

Fräuserschaft

Milling shank

M304.ST



Bestellnummer Part number	d	l ₁	l ₂	d ₁	Form	HWS
M304.ST08.01A	8	60	13	4,4	A	304044R
M304.ST08.01B	8	60	13	4,4	B	304044R

w, Ds, tmax siehe Schneidplatte
w, Ds, tmax see inserts

Ersatzteile

Spare Parts

Fräuserschaft Milling shank	Spannschraube Clamping Screw	TORX PLUS®-Schlüssel TORX PLUS® Wrench
M304...	1.8.4T6EP	T6PL

Schneidplatte Insert

304



B



z3

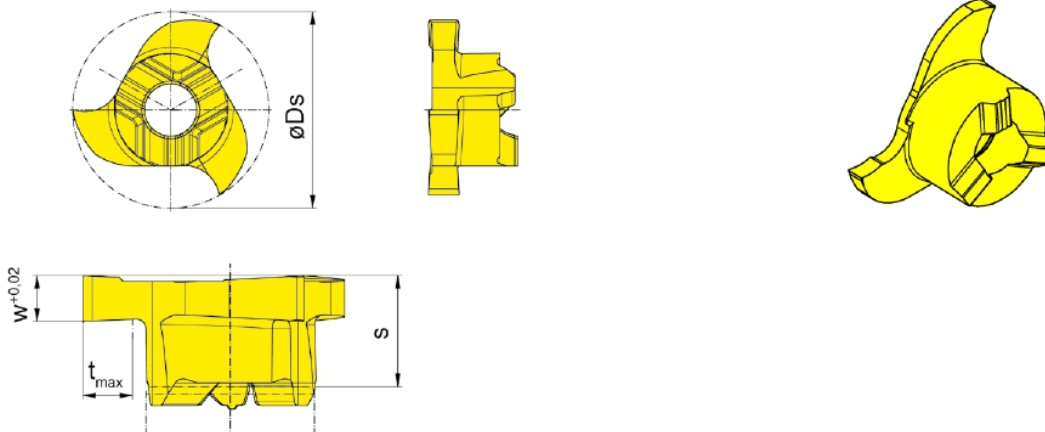


Abbildung = rechtsschneidend
Picture = right hand cutting version

HM-Sorten
Carbide grades
▲ ab Lager
on stock
Δ 4 Wochen
4 weeks

Bestellnummer Part number	Ds	w	s	r	t _{max}	Z	HIS	EG35	EG55	IG35	
304.0025.20	7,7	0,25	2,6	-	1,3	3	304044R	▲		Δ	
304.0030.20	7,7	0,3	2,6	-	1,3	3	304044R	▲		Δ	
304.0040.20	7,7	0,4	2,6	-	1,3	3	304044R	▲		Δ	
304.0050.20	7,7	0,5	2,6	-	1,3	3	304044R		▲	▲	
304.0060.20	7,7	0,6	2,6	-	1,3	3	304044R	▲		Δ	
304.0070.20	7,7	0,7	2,6	-	1,3	3	304044R	▲		Δ	
304.0100.20	7,7	1	2,6	-	1,3	3	304044R		▲	▲	
304.0150.20	7,7	1,5	2,9	0,1	1,3	3	304044R		▲	▲	
304.0200.20	7,7	2	2,9	0,2	1,3	3	304044R		▲	▲	
								P	●	●	-
								M	●	○	●
								K	○	○	-
								N	-	-	-
								S	-	-	●
								H	-	-	-

Schneidplatte Insert

304



B

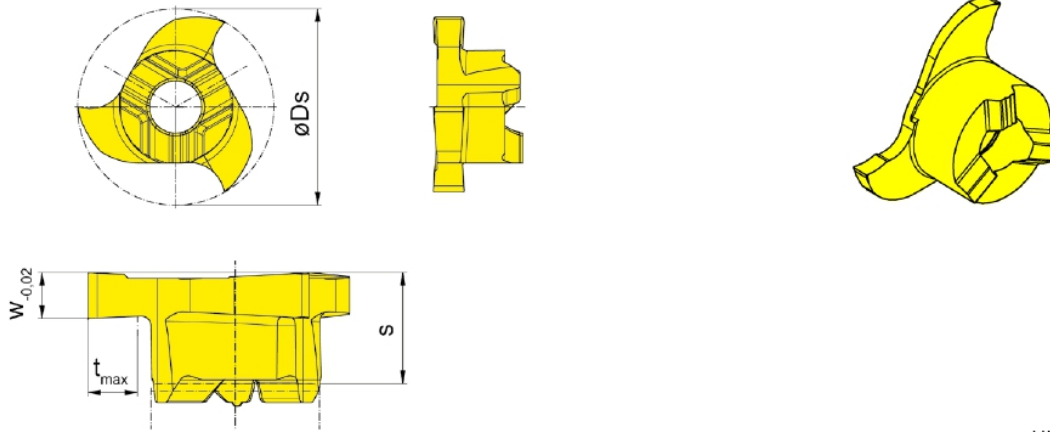


Abbildung = rechtsschneidend
Picture = right hand cutting version

HM-Sorten
Carbide grades
▲ ab Lager
on stock
△ 4 Wochen
4 weeks

Bestellnummer Part number	Ds	Nw	w	s	t _{max}	Z	HIS	EG55	IG35
304.0080.20	7,7	0,8	0,87	2,6	1,3	3	304044R	▲	▲
304.0090.20	7,7	0,9	0,97	2,6	1,3	3	304044R	▲	▲
304.0110.20	7,7	1,1	1,21	2,9	1,3	3	304044R	▲	▲
304.0130.20	7,7	1,3	1,41	2,9	1,3	3	304044R	▲	▲
								P ● -	
								M ○ ●	
								K ○ -	
								N - -	
								S - ●	
								H - -	

Schneidplatte Insert

304



B

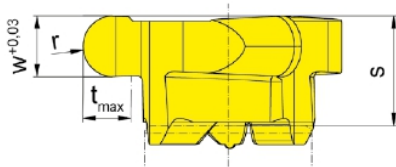
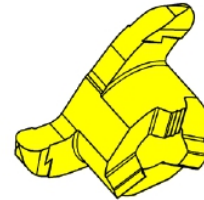
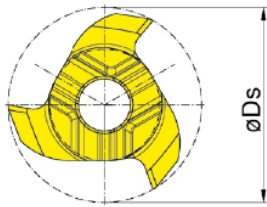
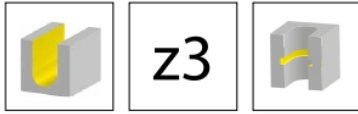


Abbildung = rechtsschneidend
Picture = right hand cutting version

HM-Sorten
Carbide grades
▲ ab Lager
on stock
△ 4 Wochen
4 weeks

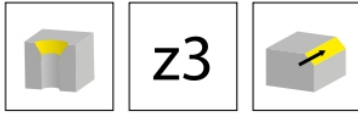
Bestellnummer Part number	Ds	w	s	r	t _{max}	Z	HIS	EG55	IG35	
304.0004.08	7,7	0,8	2,6	0,4	1,3	3	304044R	▲	▲	
304.0006.12	7,7	1,2	2,9	0,6	1,3	3	304044R	▲	▲	
304.0008.16	7,7	1,6	2,9	0,8	1,3	3	304044R	△	△	
								P	●	-
								M	○	●
								K	○	-
								N	-	-
								S	-	●
								H	-	-

Schneidplatte Insert

304



B



Z3

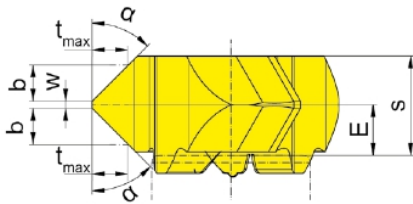
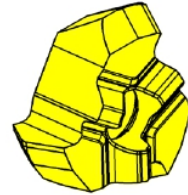
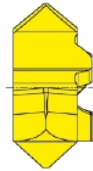
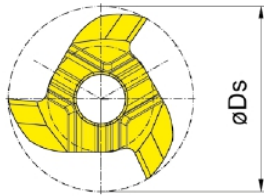


Abbildung = rechtsschneidend
Picture = right hand cutting version

HM-Sorten
Carbide grades
▲ ab Lager
on stock
△ 4 Wochen
4 weeks

Bestellnummer Part number	D _s	E	s	w	α	b	t _{max}	Z	HIS	EG55	IG35
304.1515.20	7,7	1,4	2,75	0,2	15°	1	0,3	3	304044R	△	△
304.3030.20	7,7	1,4	2,75	0,2	30°	1	0,6	3	304044R	▲	▲
304.4545.20	7,7	1,4	2,75	0,2	45°	1	1	3	304044R	▲	▲
										P	●
										M	○
										K	○
										N	-
										S	-
										H	-

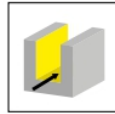
Nutfräsen (zirkular)

Groove Milling by circular interpolation



B

Frälerschaft
Milling shank
M306/M306.ER/M306.ST

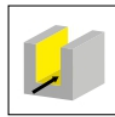


Seite/Page
38-42

Grundaufnahme
Basic Holder
WFB

Seite/Page
43

Einschraubfräser
Screw-in cutter
M306.M

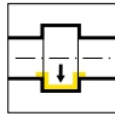


Seite/Page
44

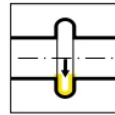
Schneidplatte
Insert
108/306/606



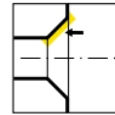
Seite/Page
45-46, 50-54, 60



Seite/Page
47



Seite/Page
48



Seite/Page
49



Seite/Page
54, 57



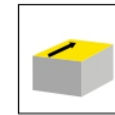
Seite/Page
55-56



Seite/Page
58



Seite/Page
59, 62-63



Seite/Page
64-65

M306



**Fräser mit wechselbarer
Schneidplatte**

ab Bohrung \varnothing 10 mm

**Milling shank with
exchangeable insert**

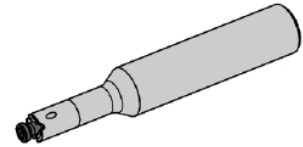
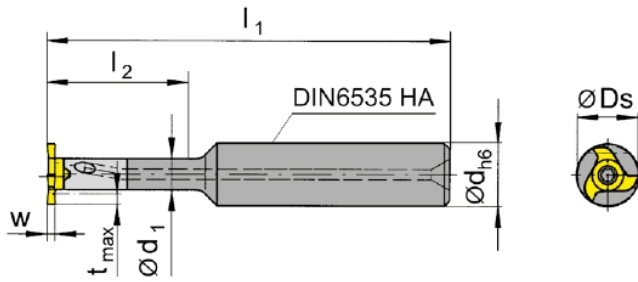
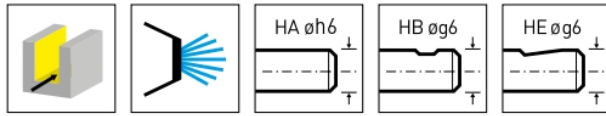
from bore \varnothing 10 mm

Frälerschaft Milling shank

M306



B



Bestellnummer Part number	d	l ₁	l ₂	d ₁	Form	HWS
M306.0012.01A	12	80	21	6	A	306060R • 306060L
M306.0012.02A	12	90	30	6	A	306060R • 306060L
M306.0012.03A	12	100	42	6	A	306060R • 306060L
M306.0012.01B	12	80	21	6	B	306060R • 306060L
M306.0012.02B	12	90	30	6	B	306060R • 306060L
M306.0012.03B	12	100	42	6	B	306060R • 306060L
M306.0012.01E	12	80	21	6	E	306060R • 306060L
M306.0012.02E	12	90	30	6	E	306060R • 306060L
M306.0012.03E	12	100	42	6	E	306060R • 306060L

w, Ds, tmax siehe Schneidplatte
w, Ds, tmax see inserts

Ersatzteile Spare Parts

Frälerschaft Milling shank	Spannschraube Clamping Screw	TORX PLUS®-Schlüssel TORX PLUS® Wrench
M306...	2.6.5T8EP	T8PL

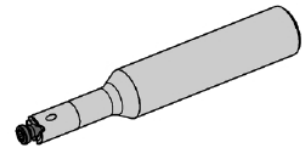
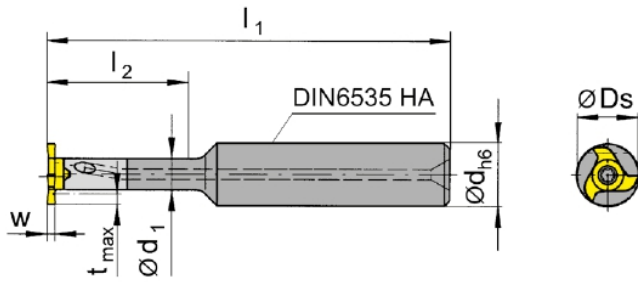
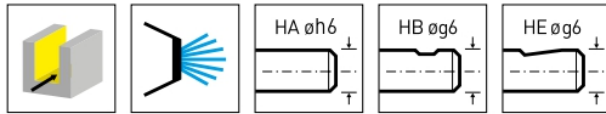
Fräuserschaft

Milling shank

M306



B



Bestellnummer Part number	d	l ₁	l ₂	d ₁	Form	HWS
M306.0712.02A	12	90	30	7,3	A	306060R • 306060L
M306.0716.01A	16	100	25	7,3	A	306060R • 306060L
M306.0716.02A	16	110	35	7,3	A	306060R • 306060L
M306.0712.02B	12	90	30	7,3	B	306060R • 306060L
M306.0716.01B	16	100	25	7,3	B	306060R • 306060L
M306.0712.02E	12	90	30	7,3	E	306060R • 306060L
M306.0716.01E	16	100	25	7,3	E	306060R • 306060L

w, Ds, tmax siehe Schneidplatte
w, Ds, tmax see inserts

Ersatzteile

Spare Parts

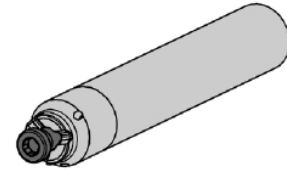
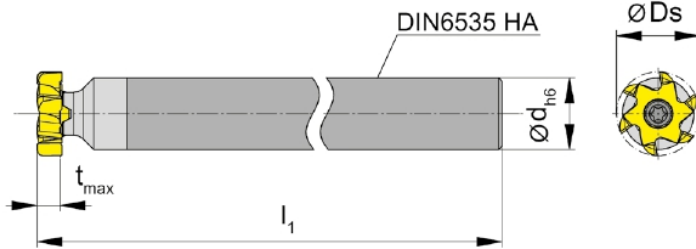
Fräuserschaft Milling shank	Spannschraube Clamping Screw	TORX PLUS®-Schlüssel TORX PLUS® Wrench
M306...	2.6.5T8EP	T8PL

Frälerschaft Milling shank

M306



B



Bestellnummer Part number	d	l_1	Form	HWS
M306.0707.03A	7,5	100	A	306060R • 306060L
M306.1010.03A	10	120	A	306060R • 306060L

t_{max} und D_s siehe SP
t_{max} and D_s see inserts

Ersatzteile Spare Parts

Frälerschaft Milling shank	Spannschraube Clamping Screw	TORX PLUS®-Schlüssel TORX PLUS® Wrench
M306...	2.6.5T8EP	T8PL

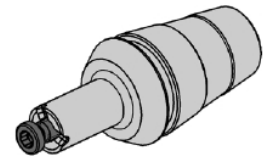
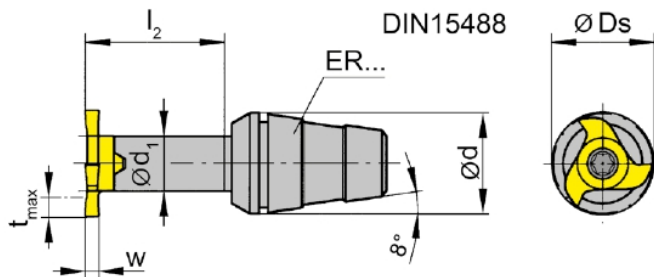
Fräuserschaft

Milling shank

M306.ER



B



Bestellnummer Part number	d	l ₂	d ₁	Spannmutter Clamping nut	HWS
M306.ER11.02	11	16	6	ER11.6499	306060R • 306060L

w, Ds, tmax siehe Schneidplatte
w, Ds, tmax see inserts

Spannmutter ist nicht im Lieferumfang enthalten - bitte separat bestellen!
Clamping nut is not combined with milling shank - separate order required!

Ersatzteile

Spare Parts

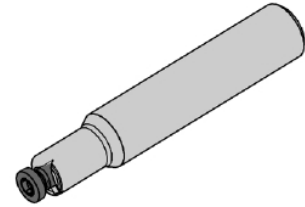
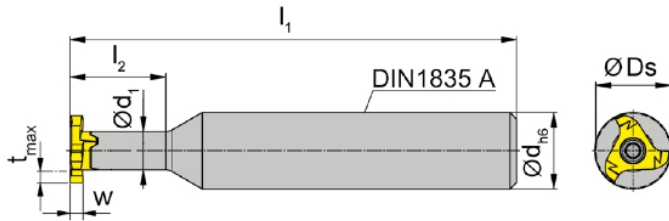
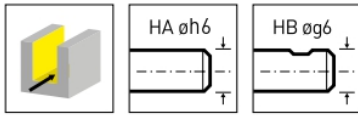
Fräuserschaft Milling shank	Spannschraube Clamping Screw	TORX PLUS®-Schlüssel TORX PLUS® Wrench
M306.ER11.02	2.6.5T8EP	T8PL

Frälerschaft Milling shank

M306.ST



B

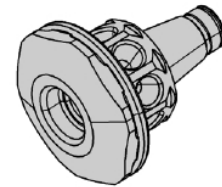
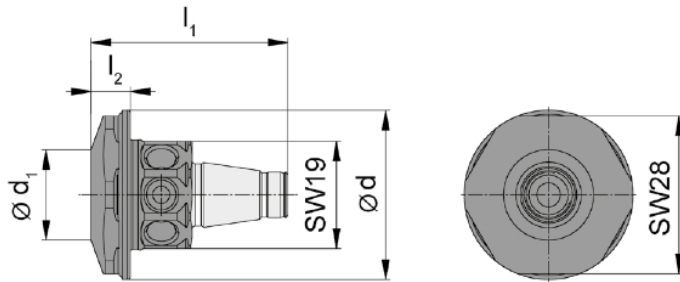


Bestellnummer Part number	d	l ₁	l ₂	d ₁	Form	HWS
M306.ST10.01A	10	60	15	6	A	306060R • 306060L
M306.ST12.01A	12	70	15	6	A	306060R • 306060L
M306.ST10.01B	10	60	15	6	B	306060R • 306060L
M306.ST12.01B	12	70	15	6	B	306060R • 306060L

w, Ds, tmax siehe Schneidplatte
w, Ds, tmax see inserts

Ersatzteile Spare Parts

Frälerschaft Milling shank	Spannschraube Clamping Screw	TORX PLUS®-Schlüssel TORX PLUS® Wrench
M306...	2.6.5T8EP	T8PL



Bestellnummer Part number	l_1	l_2	d_1	d
WFB.2012.M081.01	35	7	16	30

für Einschraubfräser
for Screw-in cutter

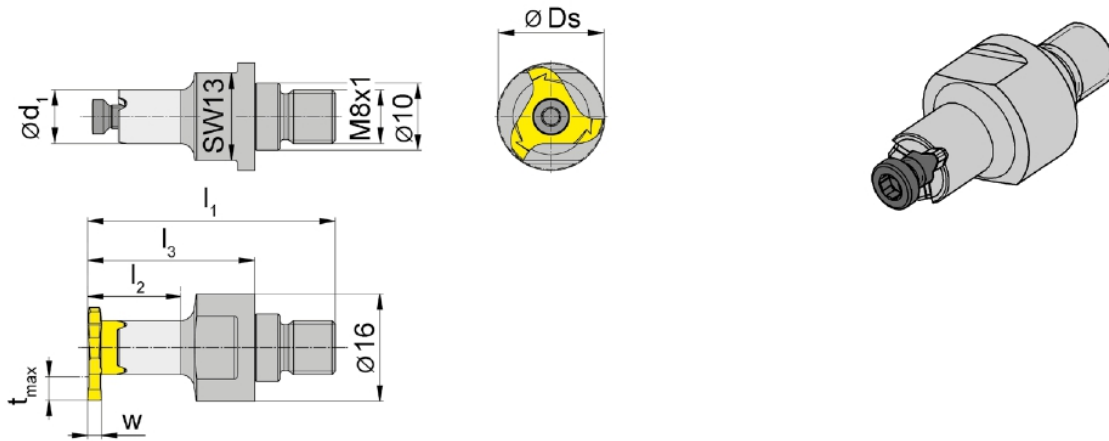
Einschraubfräser

Screw-in cutter

M306.M



B



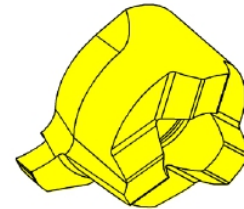
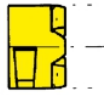
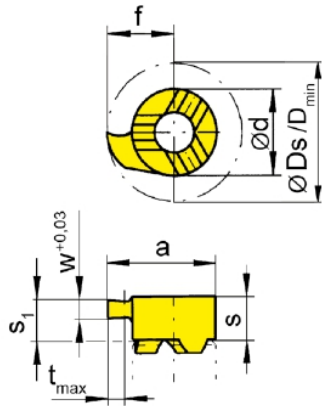
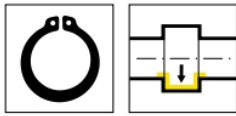
Bestellnummer Part number	l_1	l_2	l_3	d_1	SW
M306.M081.01	37	11	25	6	13

w, Ds, tmax siehe Schneidplatte
w, Ds, tmax see inserts

Ersatzteile

Spare Parts

Einschraubfräser Screw-in cutter	Spannschraube Clamping Screw	TORX PLUS®-Schlüssel TORX PLUS® Wrench
M306.M081.01	2.6.5T8EP	T8PL



R = rechts wie gezeichnet
R = right hand version shown

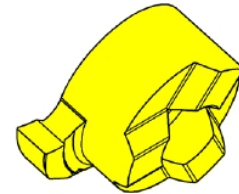
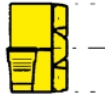
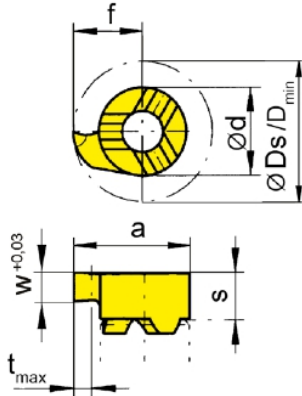
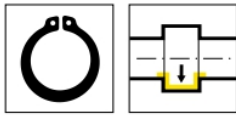
L = links spiegelbildlich
L = left hand version

▲ ab Lager
on stock

HM-Sorten
Carbide grades
△ 4 Wochen
4 weeks

Bestellnummer Part number	w	Nw	f	Ds	d	s	s ₁	a	t _{max}	D _{min}	Z	HIS	EG55	TH35	TN35
R108.0070.00	0,74	0,7	4,8	9,6	6	3,6	3,2	7,8	1	8	1	306060R	▲	▲	▲
R108.0080.00	0,84	0,8	4,8	9,6	6	3,6	3,2	7,8	1	8	1	306060R	▲	▲	▲
R108.0090.00	0,94	0,9	4,8	9,6	6	3,6	3,2	7,8	1	8	1	306060R	▲	▲	▲
L108.0070.00	0,74	0,7	4,8	9,6	6	3,6	3,2	7,8	1	8	1	306060L	△	▲	▲
L108.0080.00	0,84	0,8	4,8	9,6	6	3,6	3,2	7,8	1	8	1	306060L	△	△	▲
L108.0090.00	0,94	0,9	4,8	9,6	6	3,6	3,2	7,8	1	8	1	306060L	△	▲	▲
Zapfenausführung not face cutting, limited depth of cut													P	●	●
													M	○	●
													K	○	●
													N	-	●
													S	-	●
													H	-	-

B

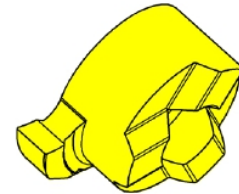
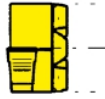
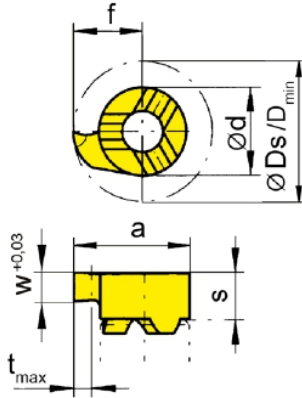
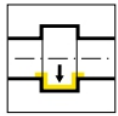


R = rechts wie gezeichnet
R = right hand version shown

L = links spiegelbildlich
L = left hand version

HM-Sorten
Carbide grades
▲ ab Lager
on stock
△ 4 Wochen
4 weeks

Bestellnummer Part number	w	Nw	s	f	Ds	a	d	t _{max}	D _{min}	Z	HIS	MG12	EG55	TH35	TN35
R108.0110.00	1,19	1,1	3,2	4,8	9,6	7,8	6	1	8	1	306060R	▲	▲	▲	▲
R108.0130.00	1,39	1,3	3,2	4,8	9,6	7,8	6	1	8	1	306060R	▲	▲	▲	▲
R108.0160.00	1,69	1,6	3,2	4,8	9,6	7,8	6	1	8	1	306060R	▲	△	▲	▲
L108.0110.00	1,19	1,1	3,2	4,8	9,6	7,8	6	1	8	1	306060L	▲	△	▲	▲
L108.0130.00	1,39	1,3	3,2	4,8	9,6	7,8	6	1	8	1	306060L			△	▲
L108.0160.00	1,69	1,6	3,2	4,8	9,6	7,8	6	1	8	1	306060L		▲	△	▲
P	o	•	•	•											
M	-	o	•	•											
K	-	o	•	•											
N	-	-	•	•											
S	-	-	•	•											
H	-	-	-	-											



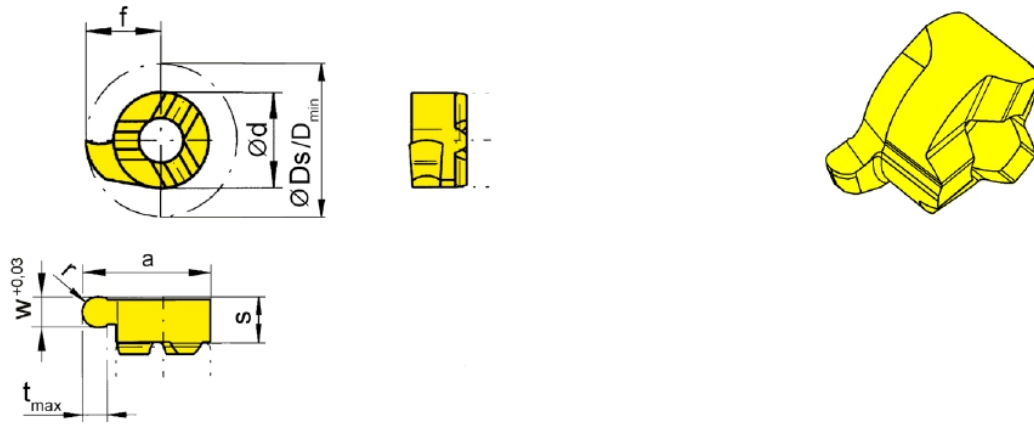
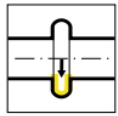
R = rechts wie gezeichnet
R = right hand version shown

L = links spiegelbildlich
L = left hand version

HM-Sorten
Carbide grades
▲ ab Lager
on stock
△ 4 Wochen
4 weeks

Bestellnummer Part number	w	s	f	Ds	a	d	t _{max}	D _{min}	Z	HIS	MG12	EG55	TH35	TN35
R108.0150.00	1,5	3,2	4,8	9,6	7,8	6	1	8	1	306060R	▲	▲	▲	▲
R108.0200.00	2	3,2	4,8	9,6	7,8	6	1	8	1	306060R	▲	▲	▲	▲
L108.0150.00	1,5	3,2	4,8	9,6	7,8	6	1	8	1	306060L	▲		△	▲
L108.0200.00	2	3,2	4,8	9,6	7,8	6	1	8	1	306060L	▲		▲	▲
											P	O	•	•
											M	-	O	•
											K	-	O	•
											N	-	-	•
											S	-	-	•
											H	-	-	-

B

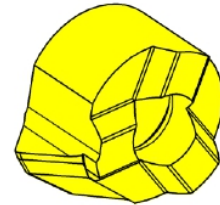
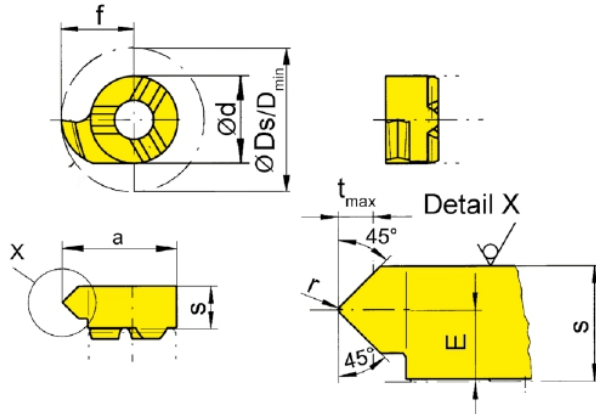
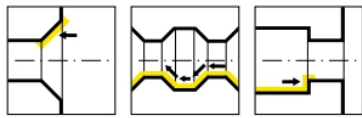


R = rechts wie gezeichnet
R = right hand version shown

L = links spiegelbildlich
L = left hand version

HM-Sorten
Carbide grades
▲ ab Lager
on stock
△ 4 Wochen
4 weeks

Bestellnummer Part number	w	s	f	Ds	a	r	d	t _{max}	D _{min}	Z	HIS	MG12	EG55	TH35	Ti25	TN35
R108.0004.08	0,8	3,2	4,8	9,6	7,8	0,4	6	1	8	1	306060R	▲	▲	▲		▲
R108.0006.12	1,2	3,2	4,8	9,6	7,8	0,6	6	1	8	1	306060R	▲	▲	▲		▲
R108.0009.18	1,8	3,2	4,8	9,6	7,8	0,9	6	1	8	1	306060R	▲	▲	▲	▲	▲
L108.0004.08	0,8	3,2	4,8	9,6	7,8	0,4	6	1	8	1	306060L	△	▲	▲		▲
L108.0006.12	1,2	3,2	4,8	9,6	7,8	0,6	6	1	8	1	306060L	▲	▲	▲		▲
L108.0009.18	1,8	3,2	4,8	9,6	7,8	0,9	6	1	8	1	306060L	△		▲	△	▲
P	O	●	●	●	●	●	●	●	●	●						
M	-	O	●	●	●	●	●	●	●	●						
K	-	O	●	●	●	●	●	●	●	●						
N	-	-	●	●	●	●	●	●	●	●						
S	-	-	●	●	●	●	●	●	●	●						
H	-	-	-	-	-	-	-	-	-	-						



R = rechts wie gezeichnet
R = right hand version shown

L = links spiegelbildlich
L = left hand version

HM-Sorten
Carbide grades
▲ ab Lager
on stock
△ 4 Wochen
4 weeks

Bestellnummer Part number	E	f	Ds	r	d	s	a	D _{min}	α	t _{max}	Z	HIS	EG55	TA45	TI25	TN35
R108.4545.02	1,8	4,65	9,3	0,2	6	3,6	7,65	7,8	45°	1,4	1	306060R	▲	▲	▲	▲
L108.4545.02	1,8	4,65	9,3	0,2	6	3,6	7,65	7,8	45°	1,4	1	306060L	▲	△	△	▲
P	●	●	●	●	●	●	●	●	●	●	●	●	●	●	●	●
M	○	●	●	●	●	●	●	●	●	●	●	●	●	●	●	●
K	○	●	●	●	●	●	●	●	●	●	●	●	●	●	●	●
N	-	●	●	●	●	●	●	●	●	●	●	●	●	●	●	●
S	-	●	●	●	●	●	●	●	●	●	●	●	●	●	●	●
H	-	-	-	-	-	-	-	-	-	-	-	-	-	-	-	-

Schneidplatte Insert

306



B

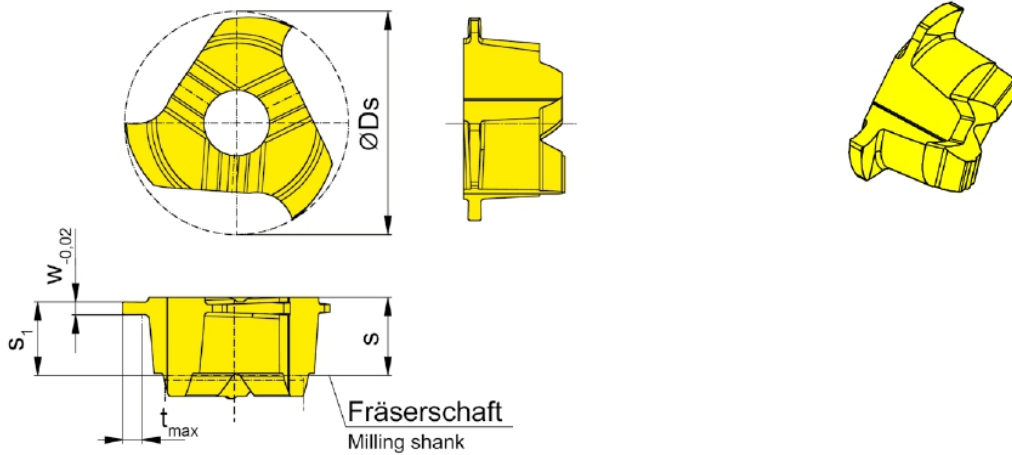


Abbildung = rechtsschneidend
Picture = right hand cutting version

HM-Sorten
Carbide grades
▲ ab Lager
on stock
Δ 4 Wochen
4 weeks

Bestellnummer Part number	Ds	Nw	w	s	s ₁	t _{max}	Z	HIS	T445
306.0050.10.00	9,7	0,5	0,57	3,4	3,2	0,85	3	306060R	▲
306.0070.10.00	9,7	0,7	0,77	3,4	3,2	1,15	3	306060R	▲

Zapfenausführung
not face cutting,
limited depth of cut

P	●
M	●
K	●
N	●
S	●
H	-

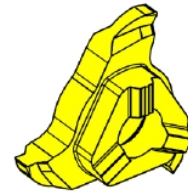
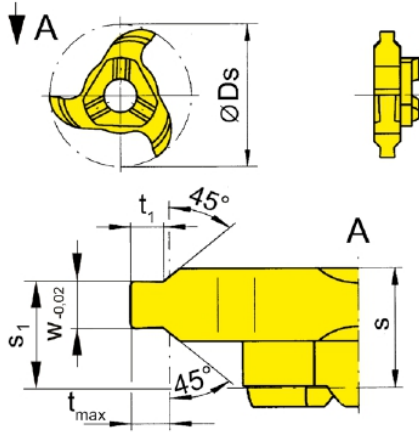
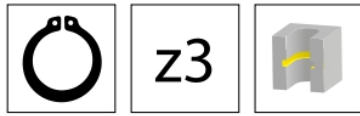


Abbildung = rechtsschneidend
Picture = right hand cutting version

HM-Sorten
Carbide grades
▲ ab Lager
on stock
Δ 4 Wochen
4 weeks

Bestellnummer Part number	Ds	Nw	w	t ₁	s	s ₁	t _{max}	Z	HIS	AS45
306.1105.30	11,7	1,1	1,21	0,47	3,4	2,7	0,5	3	306060R	▲
306.1307.30	11,7	1,3	1,41	0,65	3,4	2,6	0,7	3	306060R	▲
										P ●
										M ●
										K ●
										N o
										S ●
										H -

Schneidplatte Insert

306



B


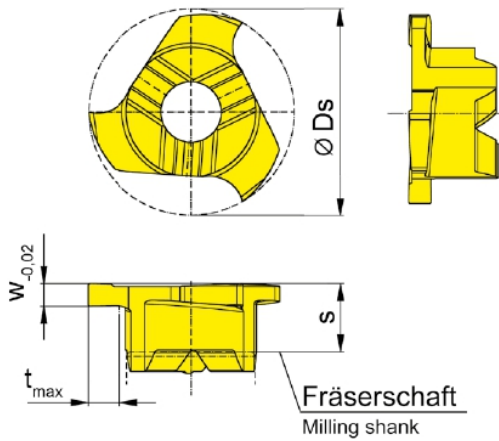


Abbildung = rechtsschneidend
Picture = right hand cutting version

HM-Sorten
Carbide grades
▲ ab Lager
on stock
Δ 4 Wochen
4 weeks

Bestellnummer Part number	Ds	Nw	w	s	t _{max}	Z	HIS	AS45	TA45
306.0080.10.00	9,7	0,8	0,87	3,2	1,5	3	306060R		▲
306.0090.10.00	9,7	0,9	0,97	3,2	1,5	3	306060R		▲
306.0100.10.00	9,7	1	1,07	3,2	1,5	3	306060R		▲
306.0110.10.00	9,7	1,1	1,21	3,2	1,5	3	306060R		▲
306.0130.10.00	9,7	1,3	1,41	3,2	1,5	3	306060R	▲	▲
306.0160.10.00	9,7	1,6	1,71	3,2	1,5	3	306060R	▲	▲
								P	●
								M	●
								K	●
								N	○
								S	●
								H	-

Schneidplatte Insert

306



B

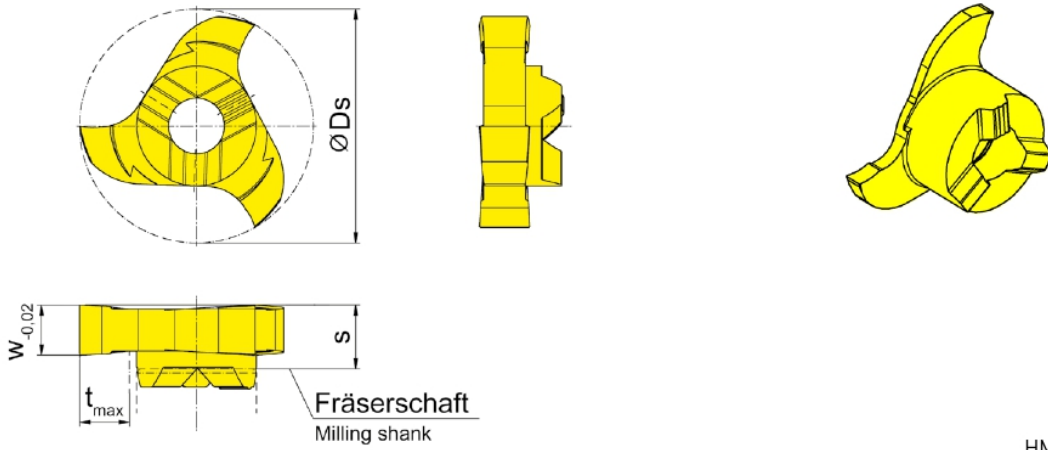


Abbildung = rechtsschneidend
Picture = right hand cutting version

HM-Sorten
Carbide grades
▲ ab Lager
on stock
Δ 4 Wochen
4 weeks

Bestellnummer Part number	Ds	Nw	w	s	t _{max}	Z	HIS	MG12	TF45	TN35
306.0110.00	11,7	1,1	1,21	3,2	2,5	3	306060R	▲	▲	▲
306.0130.00	11,7	1,3	1,41	3,2	2,5	3	306060R	Δ	Δ	▲
306.0160.00	11,7	1,6	1,71	3,2	2,5	3	306060R	Δ	Δ	▲
								P	o	•
								M	-	•
								K	-	•
								N	-	•
								S	-	•
								H	-	-

Schneidplatte Insert

306



B

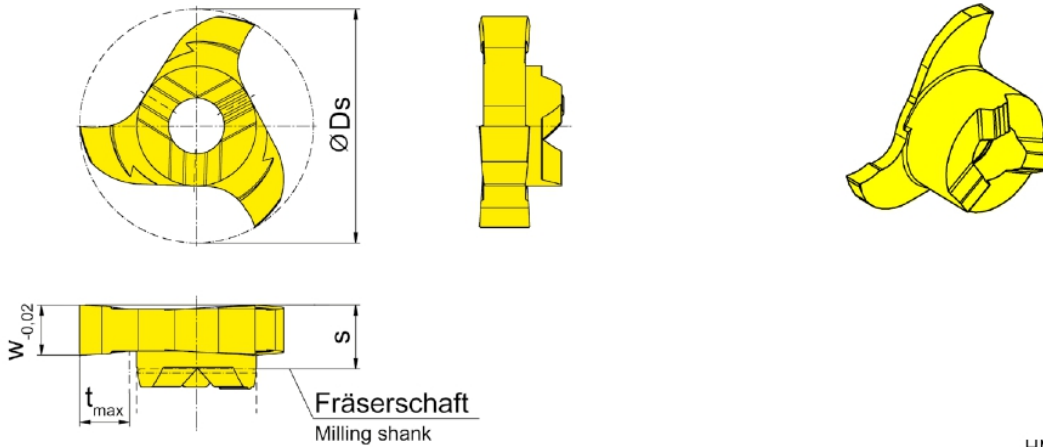
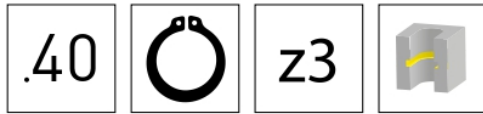


Abbildung = rechtsschneidend
Picture = right hand cutting version

HM-Sorten
Carbide grades
▲ ab Lager
on stock
Δ 4 Wochen
4 weeks

Bestellnummer Part number	Ds	Nw	w	s	t _{max}	Z	HIS	Tl25
306.0110.40	11,7	1,1	1,21	3,2	2,5	3	306060R	▲
306.0130.40	11,7	1,3	1,41	3,2	2,5	3	306060R	Δ
306.0160.40	11,7	1,6	1,71	3,2	2,5	3	306060R	▲
								P -
								M -
								K -
								N ●
								S -
								H -



z3

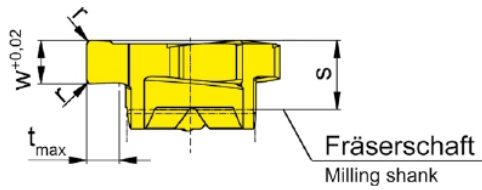

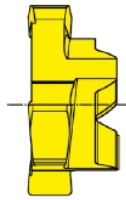
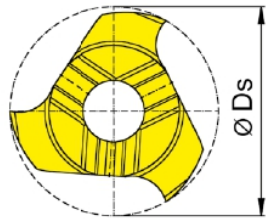


Abbildung = rechtsschneidend
Picture = right hand cutting version

HM-Sorten
Carbide grades
▲ ab Lager
on stock
Δ 4 Wochen
4 weeks

Bestellnummer Part number	Ds	w	s	r	t _{max}	Z	HIS	AS45	TA45
306.0150.10.00	9,7	1,5	3,2	-	1,5	3	306060R	▲	▲
306.0200.10.00	9,7	2	3,2	0,2	1,5	3	306060R	▲	▲
								P ● ●	
								M ● ●	
								K ● ●	
								N ○ ●	
								S ● ●	
								H - -	

Schneidplatte Insert

306



B



z3

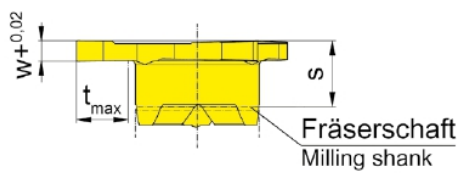

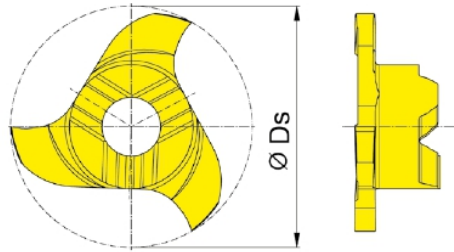


Abbildung = rechtsschneidend
Picture = right hand cutting version

HM-Sorten
Carbide grades
▲ ab Lager
on stock
Δ 4 Wochen
4 weeks

Bestellnummer Part number	Ds	w	s	r	t _{max}	Z	HIS	HM-Sorten Carbide grades				
								MG12	AS45	TF45	TN35	
306.0100.1.00	11,7	1	3,2	-	2,5	3	306060R				▲	
306.0150.00	11,7	1,5	3,2	-	2,5	3	306060R	▲	▲	▲	▲	
306.0150.02	11,7	1,5	3,2	0,2	2,5	3	306060R		▲			
306.0200.00	11,7	2	3,2	0,2	2,5	3	306060R	▲	▲	▲	▲	
306.0250.00	11,7	2,5	3,2	0,2	2,5	3	306060R	▲	▲	▲	▲	
306.0300.00	11,7	3	4,2	0,2	2,5	3	306060R		▲		▲	
								P	o	•	•	•
								M	-	•	•	•
								K	-	•	•	•
								N	-	o	•	•
								S	-	•	•	•
								H	-	-	-	-

.40

Z3


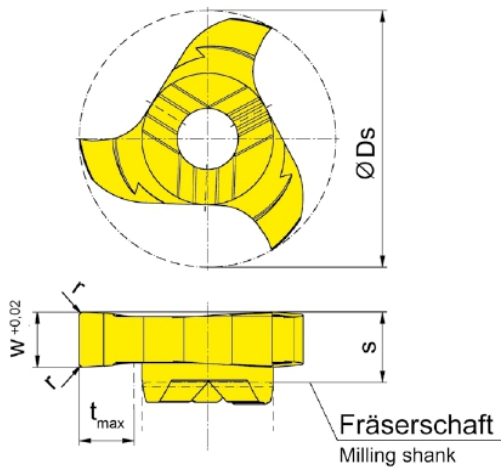


Abbildung = rechtsschneidend
Picture = right hand cutting version

HM-Sorten
Carbide grades
▲ ab Lager
on stock
Δ 4 Wochen
4 weeks

Bestellnummer Part number	Ds	w	s	r	t _{max}	Z	HIS	T125
306.0150.40	11,7	1,5	3,2	-	2,5	3	306060R	▲
306.0200.40	11,7	2	3,2	0,2	2,5	3	306060R	▲
306.0250.40	11,7	2,5	3,2	0,2	2,5	3	306060R	▲
								P -
								M -
								K -
								N ●
								S -
								H -

Schneidplatte Insert

306



B

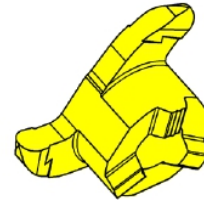
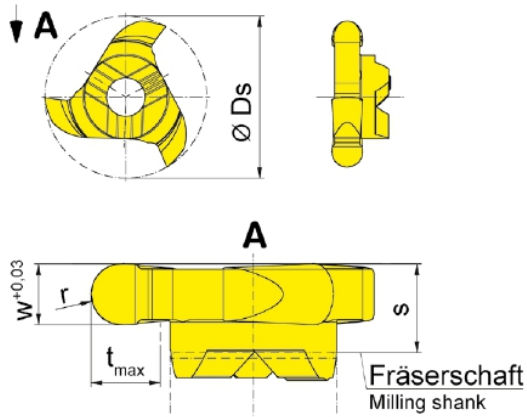
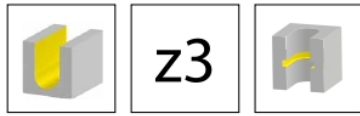


Abbildung = rechtsschneidend
Picture = right hand cutting version

HM-Sorten
Carbide grades
▲ ab Lager
on stock
△ 4 Wochen
4 weeks

Bestellnummer Part number	Ds	w	s	r	t _{max}	Z	HIS	MG12	AN25	AS45	RC45	TF45	TI25	TN35
306.0005.10	11,7	1	3,2	0,5	2,5	3	306060R		▲		▲			
306.0007.15	11,7	1,5	3,2	0,75	2,5	3	306060R			▲				
306.0010.20	11,7	2	3,2	1	2,5	3	306060R			▲				
306.0011.22	11,7	2,2	3,2	1,1	2,5	3	306060R	△		▲		△	▲	▲
306.0015.30	11,7	3	4,2	1,5	2,5	3	306060R			▲				
P	O	●	●	●	●	●	●	●	●	●	●	●	●	●
M	-	O	●	●	●	●	●	●	●	●	●	●	●	●
K	-	-	●	●	●	●	●	●	●	●	●	●	●	●
N	-	-	O	-	●	●	●	●	●	●	●	●	●	●
S	-	-	●	-	●	●	●	●	●	●	●	●	●	●
H	-	-	-	-	-	-	-	-	-	-	-	-	-	-

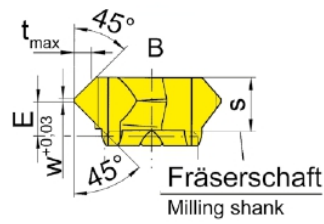
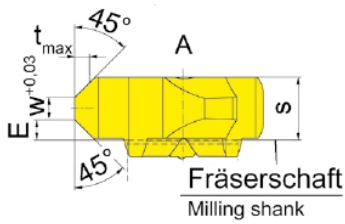
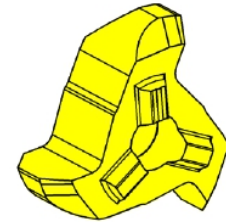
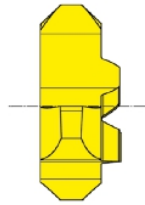
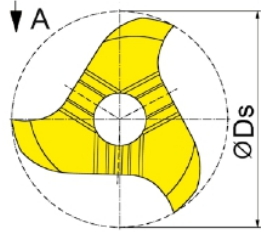
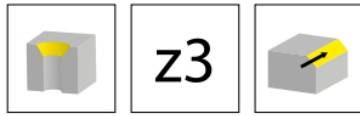


Abbildung = rechtsschneidend
Picture = right hand cutting version

HM-Sorten
Carbide grades
▲ ab Lager
on stock
△ 4 Wochen
4 weeks

Bestellnummer Part number	Ds	E	s	w	Form	t _{max}	Z	HIS	MG12	TF45	TI25	TN35
306.4545.00	11,7	1,1	3,4	1,2	A	0,8	3	306060R	▲	▲	▲	▲
306.4593.20	9,3	1,6	3,4	0,2	B	1,4	3	306060R	▲	▲	▲	▲
P	o	•	•	•								
M	-	•	•	•								
K	-	•	•	•								
N	-	•	•	•								
S	-	•	•	•								
H	-	-	-	-								

Schneidplatte Insert

606



B

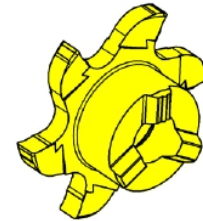
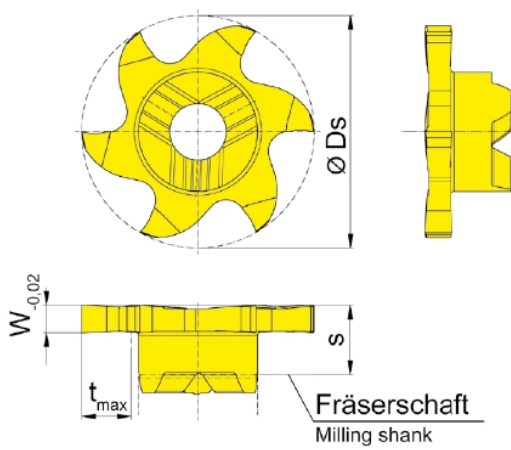
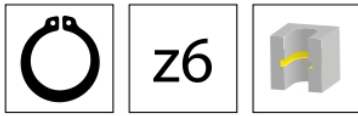


Abbildung = rechtsschneidend
Picture = right hand cutting version

HM-Sorten
Carbide grades
▲ ab Lager
on stock
Δ 4 Wochen
4 weeks

Bestellnummer Part number	Ds	Nw	w	s	t _{max}	Z	HIS	AS45	TA45
606.0110.00	11,7	1,1	1,21	3,5	2,5	6	306060R		▲
606.0130.00	11,7	1,3	1,41	3,5	2,5	6	306060R		▲
606.0160.00	11,7	1,6	1,71	3,5	2,5	6	306060R	▲	▲
								P	● ●
								M	● ●
								K	● ●
								N	○ ●
								S	● ●
								H	- -



Z6

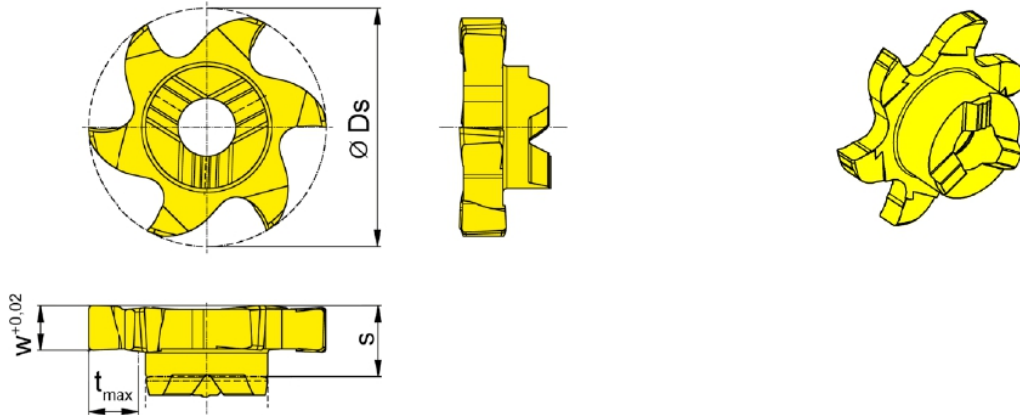


Abbildung = rechtsschneidend
Picture = right hand cutting version

HM-Sorten
Carbide grades
▲ ab Lager
on stock
△ 4 Wochen
4 weeks

Bestellnummer Part number	Ds	w	s	t _{max}	Z	HIS	AS45	EG35	IG35	TA45
606.0025.00	11,7	0,25	3,5	2,5	6	306060R		▲	△	
606.0030.00	11,7	0,3	3,5	2,5	6	306060R		▲	△	
606.0040.00	11,7	0,4	3,5	2,5	6	306060R		▲	△	
606.0050.00	11,7	0,5	3,5	2,5	6	306060R		▲	△	
606.0060.00	11,7	0,6	3,5	2,5	6	306060R		▲	△	
606.0070.00	11,7	0,7	3,5	2,5	6	306060R		▲	△	
606.0080.00	11,7	0,8	3,5	2,5	6	306060R		▲	△	
606.0090.00	11,7	0,9	3,5	2,5	6	306060R		▲	△	
606.0100.00	11,7	1	3,5	2,5	6	306060R		▲	△	
606.0150.00	11,7	1,5	3,5	2,5	6	306060R	▲			▲
606.0200.00	11,7	2	3,5	2,5	6	306060R	▲			▲
606.0250.00	11,7	2,5	3,5	2,5	6	306060R	▲			▲
P	●	●	-	●						
M	●	●	●	●						
K	●	○	-	●						
N	○	-	-	●						
S	●	-	●	●						
H	-	-	-	-						

Schneidplatte Insert

606



B

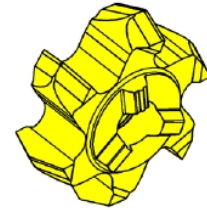
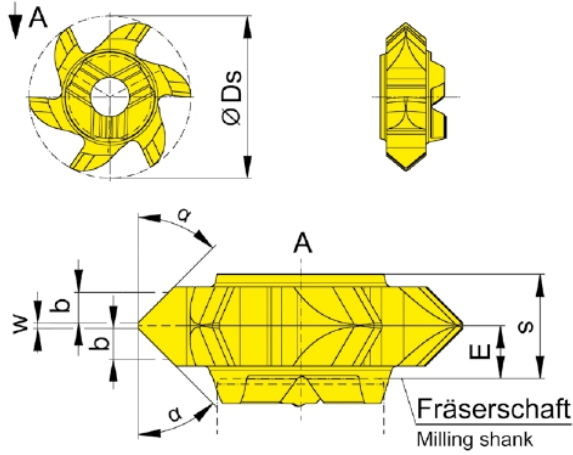


Abbildung = rechtsschneidend
Picture = right hand cutting version

HM-Sorten
Carbide grades
▲ ab Lager
on stock
Δ 4 Wochen
4 weeks

Bestellnummer Part number	Ds	E	s	w	a	b	Z	HIS	TM45
606.1515.20	11,7	1,9	3,7	0,2	15°	1,5	6	306060R	Δ
606.2020.20	11,7	1,9	3,7	0,2	20°	1,5	6	306060R	▲
606.3030.20	11,7	1,9	3,7	0,2	30°	1,5	6	306060R	▲
606.4545.20	11,7	1,9	3,7	0,2	45°	1,1	6	306060R	▲
									P ●
									M ●
									K ●
									N ●
									S ●
									H -


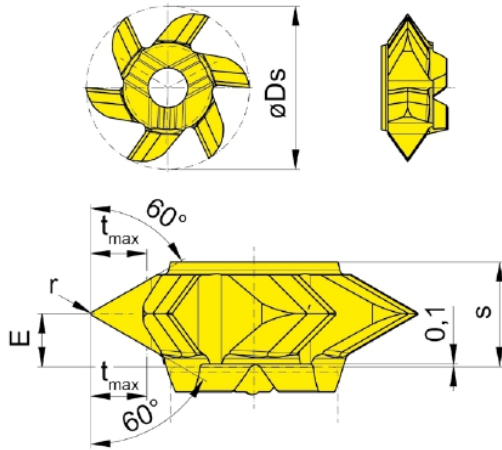
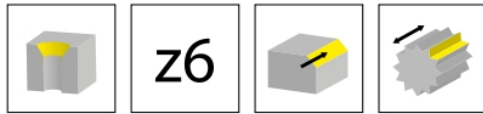


Abbildung = rechtsschneidend
Picture = right hand cutting version

HM-Sorten
Carbide grades
▲ ab Lager
on stock
Δ 4 Wochen
4 weeks

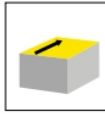
Bestellnummer Part number	Ds	E	s	t _{max}	Z	HIS	AS45
606.6060.05	11,7	1,9	3,75	2	6	306060R	▲
							P ●
							M ●
							K ●
							N ○
							S ●
							H -

Schneidplatte Insert

606



B



Z6

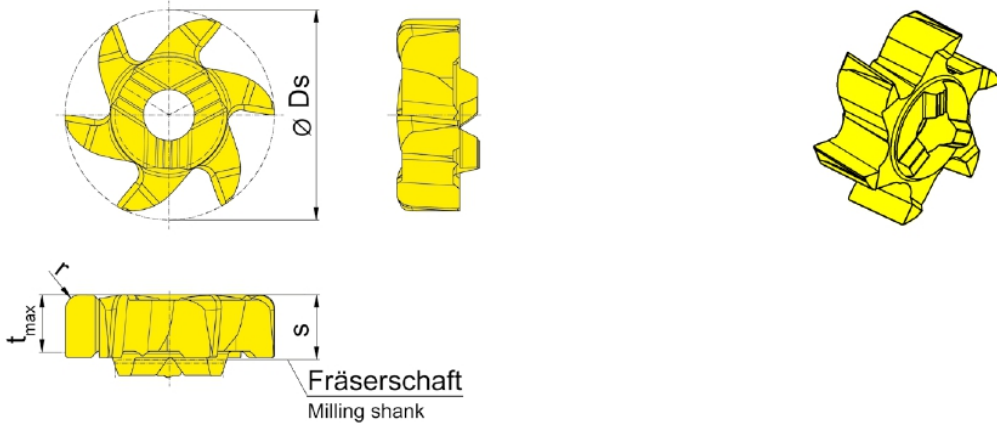
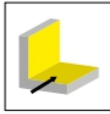


Abbildung = rechtsschneidend
Picture = right hand cutting version

HM-Sorten
Carbide grades
▲ ab Lager
on stock
Δ 4 Wochen
4 weeks

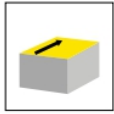
Bestellnummer Part number	Ds	Z	r	t _{max}	s	HIS	AS45	TI25
606.PLT6.08	11,7	6	0,8	3,2	3,6	306060R	▲	▲
							P ● ●	
							M ● ●	
							K ● ●	
							N ○ ●	
							S ● ●	
							H - -	

Schneidplatte Insert

606



B



Z6

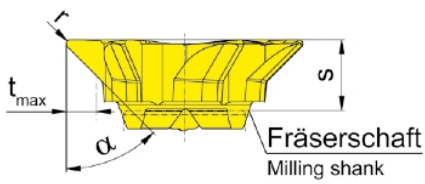
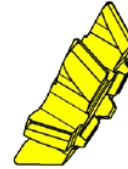
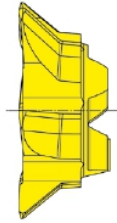
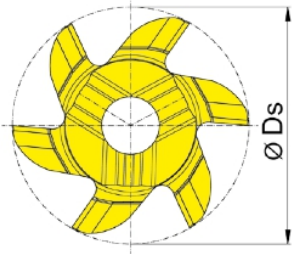
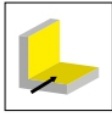


Abbildung = rechtsschneidend
Picture = right hand cutting version

HM-Sorten
Carbide grades
▲ ab Lager
on stock
Δ 4 Wochen
4 weeks

Bestellnummer Part number	Ds	Z	r	α	t _{max}	s	HIS	AS45
606.0015.22	11,7	6	0,2	15°	0,7	3,5	306060R	▲
606.0030.22	11,7	6	0,2	30°	1,4	3,5	306060R	▲
606.0045.22	11,7	6	0,2	45°	1,5	3,5	306060R	▲
								P ●
								M ●
								K ●
								N o
								S ●
								H -

Nutfräsen (zirkular)

Groove Milling by circular interpolation



B

Fräserschaft
Milling shank
M308/M308.ST/M308.ER



Seite/Page
68-71

Grundaufnahme
Basic Holder
WFB

Seite/Page
72

Einschraubfräser
Screw-in cutter
M308.M

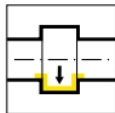


Seite/Page
73

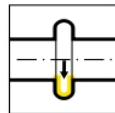
Schneidplatte
Insert
111/308/608



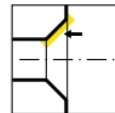
Seite/Page
74-75, 79-81



Seite/Page
76



Seite/Page
77



Seite/Page
78




Seite/Page
81, 83



Seite/Page
82, 86



Seite/Page
84



Seite/Page
85, 87

M308



**Fräser mit wechselbarer
Schneidplatte**

ab Bohrung \varnothing 13,7 mm

**Milling shank with
exchangeable insert**

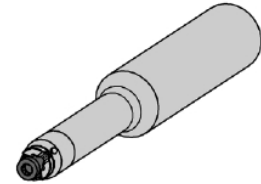
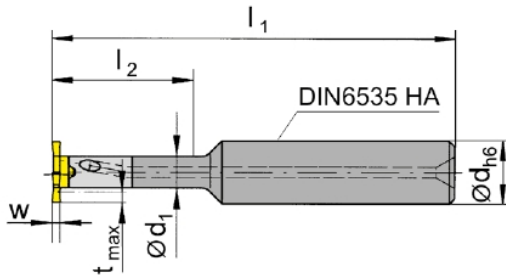
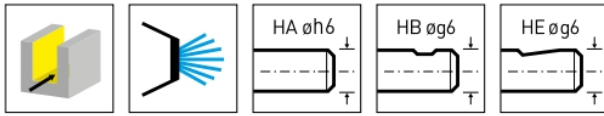
from bore \varnothing 13,7 mm

Frälerschaft Milling shank

M308



B



Bestellnummer Part number	d	l ₁	l ₂	d ₁	Form	HWS
M308.0012.01A	12	95	29	8	A	308080R • 308080L
M308.0012.02A	12	110	42	8	A	308080R • 308080L
M308.0012.03A	12	120	56	8	A	308080R • 308080L
M308.0012.07A	12	160	-	8	A	308080R • 308080L
M308.0012.01B	12	95	29	8	B	308080R • 308080L
M308.0012.02B	12	110	42	8	B	308080R • 308080L
M308.0012.03B	12	120	56	8	B	308080R • 308080L
M308.0012.01E	12	95	29	8	E	308080R • 308080L
M308.0012.02E	12	110	42	8	E	308080R • 308080L
M308.0012.03E	12	120	56	8	E	308080R • 308080L

w, Ds, tmax siehe Schneidplatte
w, Ds, tmax see inserts

Ersatzteile

Spare Parts

Frälerschaft Milling shank	Spannschraube Clamping Screw	TORX PLUS®-Schlüssel TORX PLUS® Wrench
M308...	3.5.12T10EP	T10PL

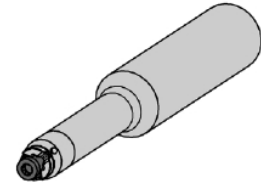
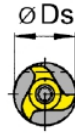
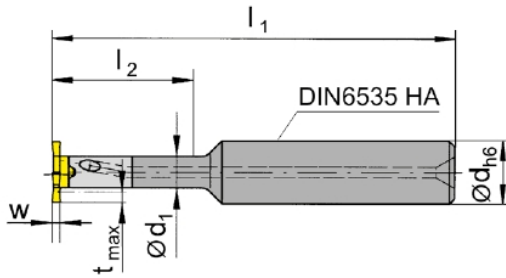
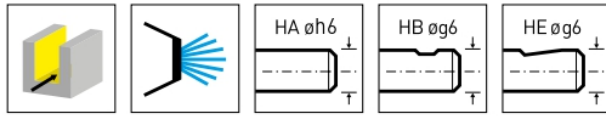
Frälerschaft

Milling shank

M308



B



Bestellnummer Part number	d	l ₁	l ₂	d ₁	Form	HWS
M308.1012.02A	12	110	42	9,5	A	308080R • 308080L
M308.1016.01A	16	110	33	9,5	A	308080R • 308080L
M308.1016.02A	16	110	45	9,5	A	308080R • 308080L
M308.1016.03A	16	130	64	9,5	A	308080R • 308080L
M308.1012.02B	12	110	42	9,5	B	308080R • 308080L
M308.1016.01B	16	110	33	9,5	B	308080R • 308080L
M308.1016.02B	16	110	45	9,5	B	308080R • 308080L
M308.1016.03B	16	130	64	9,5	B	308080R • 308080L
M308.1012.02E	12	110	42	9,5	E	308080R • 308080L
M308.1016.01E	16	110	33	9,5	E	308080R • 308080L
M308.1016.02E	16	110	45	9,5	E	308080R • 308080L
M308.1016.03E	16	130	64	9,5	E	308080R • 308080L

w, Ds, tmax siehe Schneidplatte
w, Ds, tmax see inserts

Ersatzteile

Spare Parts

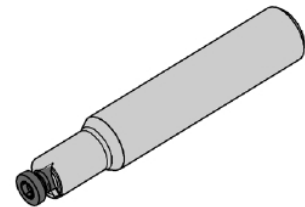
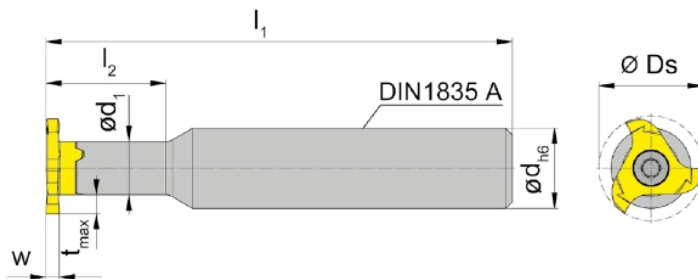
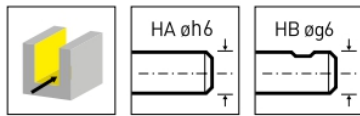
Frälerschaft Milling shank	Spannschraube Clamping Screw	TORX PLUS®-Schlüssel TORX PLUS® Wrench
M308...	3.5.12T10EP	T10PL

Frälerschaft Milling shank

M308.ST



B



Bestellnummer Part number	d	l ₁	l ₂	d ₁	Form	HWS
M308.ST10.01A	10	60	18	8	A	308080R • 308080L
M308.ST12.01A	12	70	18	8	A	308080R • 308080L
M308.ST13.01A	13	70	26	8	A	308080R • 308080L
M308.ST10.01B	10	60	18	8	B	308080R • 308080L
M308.ST12.01B	12	70	18	8	B	308080R • 308080L

w, Ds, tmax siehe Schneidplatte
w, Ds, tmax see inserts

Ersatzteile Spare Parts

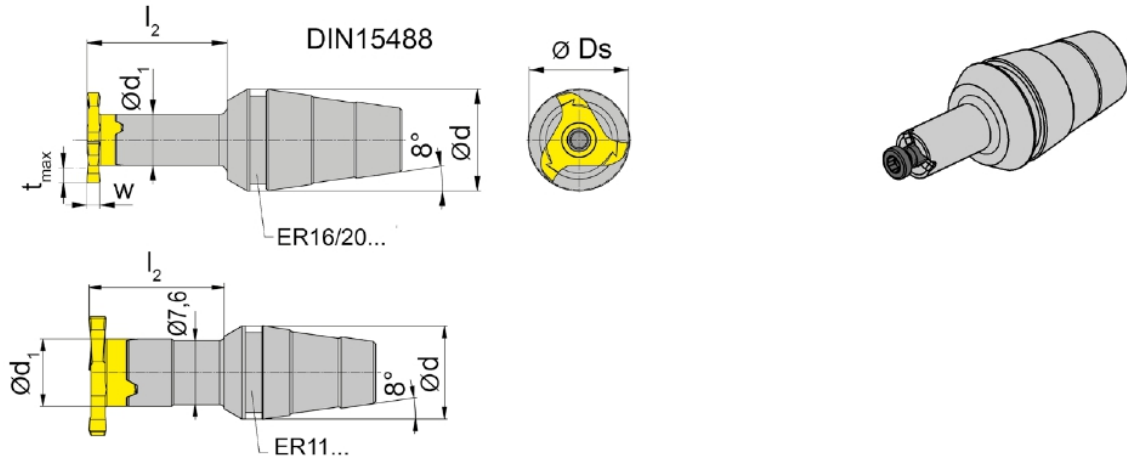
Frälerschaft Milling shank	Spannschraube Clamping Screw	TORX PLUS®-Schlüssel TORX PLUS® Wrench
M308...	3.5.12T10EP	T10PL

Frälerschaft Milling shank

M308.ER



B



Bestellnummer Part number	d	l ₂	d ₁	Spannmutter Clamping nut	HWS
M308.ER11.02	11	16	8	ER11.6499	308080R • 308080L
M308.ER16.02	16	22	8	ER16.6499/ERM16.6499	308080R • 308080L
M308.ER20.02	20	22	8	ER20.6499/ERM20.6499	308080R • 308080L

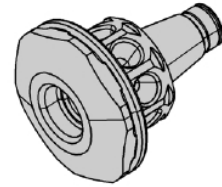
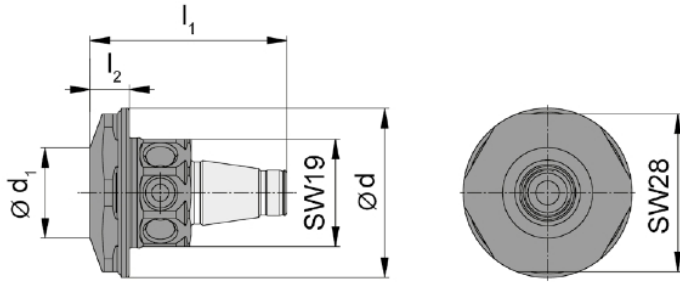
w, Ds, tmax siehe Schneidplatte
w, Ds, tmax see inserts

Spannmutter ist nicht im Lieferumfang enthalten - bitte separat bestellen!
Clamping nut is not combined with milling shank - separate order required!

Ersatzteile Spare Parts

Frälerschaft Milling shank	Spannschraube Clamping Screw	TORX PLUS®-Schlüssel TORX PLUS® Wrench
M308...	3.5.12T10EP	T10PL

B



Bestellnummer Part number	l_1	l_2	d_1	d
WFB.2012.M081.01	35	7	16	30

für Einschraubfräser
for Screw-in cutter

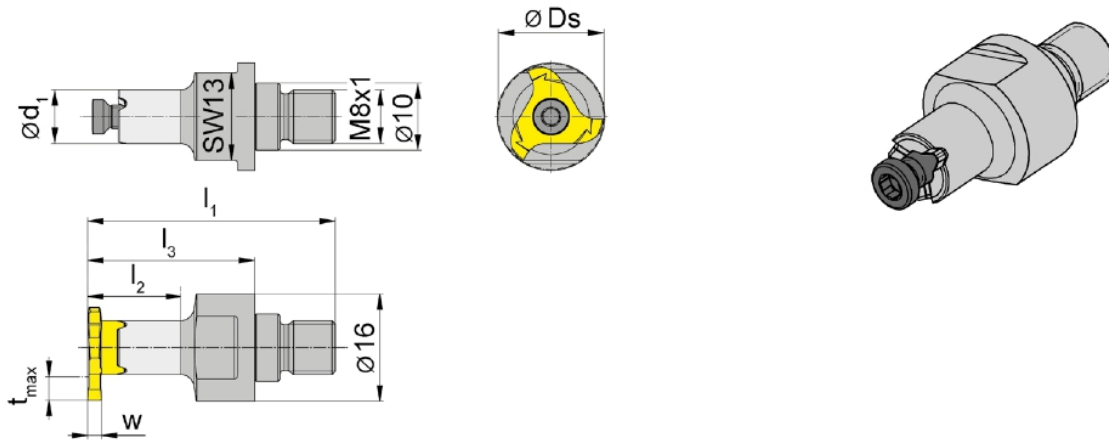
Einschraubfräser

Screw-in cutter

M308.M



B



Bestellnummer Part number	l_1	l_2	l_3	d_1	SW	HWS	HMS
M308.M081.01	37	14	25	8	13	308080R • 308080L	8201

w, Ds, tmax siehe Schneidplatte
w, Ds, tmax see inserts

Ersatzteile

Spare Parts

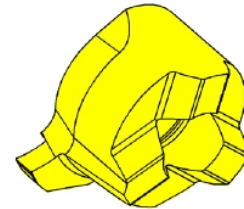
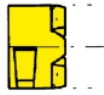
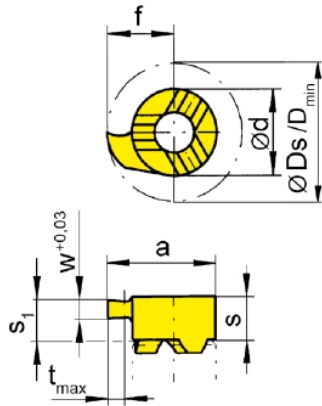
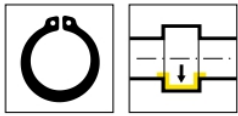
Einschraubfräser Screw-in cutter	Spannschraube Clamping Screw	TORX PLUS®-Schlüssel TORX PLUS® Wrench
M308.M081.01	3.5.12T10EP	T10PL

Schneidplatte Insert

111



B

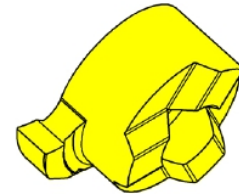
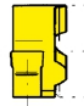
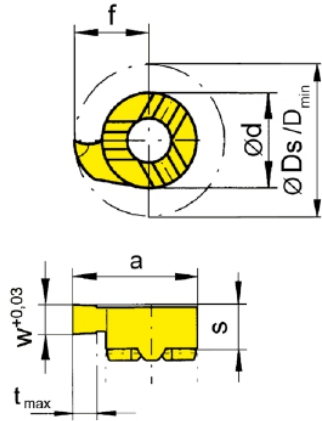
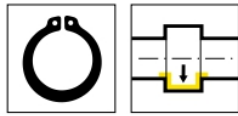


R = rechts wie gezeichnet
R = right hand version shown

L = links spiegelbildlich
L = left hand version

HM-Sorten
Carbide grades
▲ ab Lager
on stock
△ 4 Wochen
4 weeks

Bestellnummer Part number	w	Nw	f	Ds	d	s	s ₁	a	t _{max}	D _{min}	Z	HIS	MG12	EG55	TH35	TN35
R111.0070.00	0,74	0,7	6,7	13,4	8	4,15	3,95	10,7	1,2	11	1	308080R		▲	▲	▲
R111.0080.00	0,84	0,8	6,7	13,4	8	4,15	3,95	10,7	1,3	11	1	308080R		▲	▲	▲
R111.0090.00	0,94	0,9	6,7	13,4	8	4,15	3,95	10,7	1,5	11	1	308080R	▲	▲	▲	▲
L111.0070.00	0,74	0,7	6,7	13,4	8	4,15	3,95	10,7	1,2	11	1	308080L			△	▲
L111.0080.00	0,84	0,8	6,7	13,4	8	4,15	3,95	10,7	1,3	11	1	308080L			△	▲
L111.0090.00	0,94	0,9	6,7	13,4	8	4,15	3,95	10,7	1,5	11	1	308080L	▲		▲	▲
Zapfenausführung not face cutting, limited depth of cut													P	O	●	●
													M	-	O	●
													K	-	O	●
													N	-	-	●
													S	-	-	●
													H	-	-	-



R = rechts wie gezeichnet
R = right hand version shown

L = links spiegelbildlich
L = left hand version

HM-Sorten
Carbide grades
▲ ab Lager
on stock
△ 4 Wochen
4 weeks

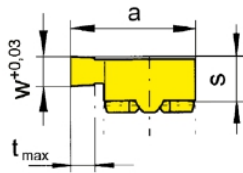
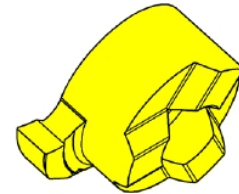
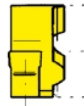
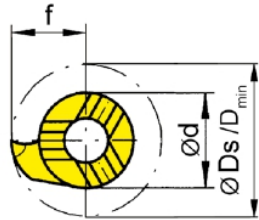
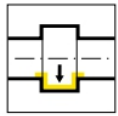
Bestellnummer Part number	w	Nw	s	f	Ds	d	a	t _{max}	D _{min}	Z	HIS	MG12	EG55	TH35	TN35
R111.0110.00	1,19	1,1	3,95	6,7	13,4	8	10,7	2,3	11	1	308080R	▲	▲	▲	▲
R111.0130.00	1,39	1,3	3,95	6,7	13,4	8	10,7	2,3	11	1	308080R	▲	▲	▲	▲
R111.0160.00	1,69	1,6	3,95	6,7	13,4	8	10,7	2,3	11	1	308080R	▲	▲	▲	▲
L111.0110.00	1,19	1,1	3,95	6,7	13,4	8	10,7	2,3	11	1	308080L	▲	▲	▲	▲
L111.0130.00	1,39	1,3	3,95	6,7	13,4	8	10,7	2,3	11	1	308080L	△	△	▲	▲
L111.0160.00	1,69	1,6	3,95	6,7	13,4	8	10,7	2,3	11	1	308080L	△	▲	▲	▲
P	o	•	•	•											
M	-	o	•	•											
K	-	o	•	•											
N	-	-	•	•											
S	-	-	•	•											
H	-	-	-	-											

Schneidplatte Insert

111



B

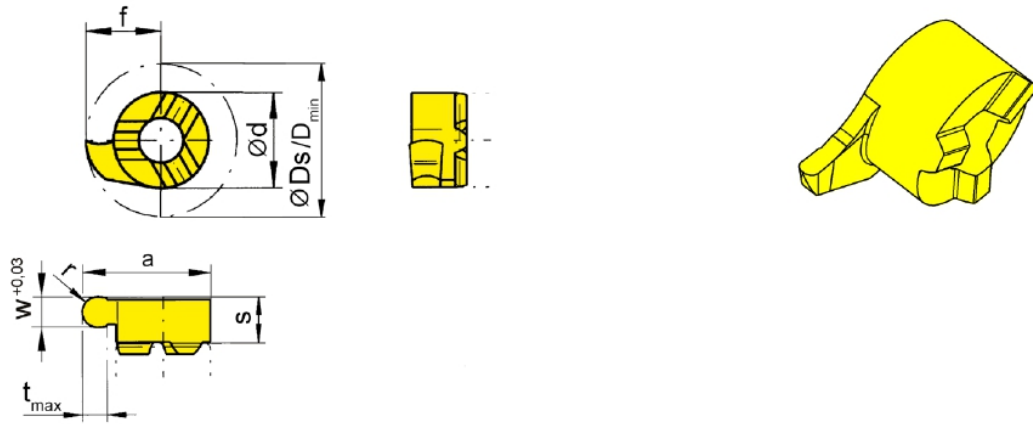
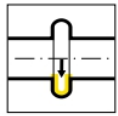


R = rechts wie gezeichnet
R = right hand version shown

L = links spiegelbildlich
L = left hand version

HM-Sorten
Carbide grades
▲ ab Lager
on stock
Δ 4 Wochen
4 weeks

Bestellnummer Part number	w	s	f	Ds	d	a	t _{max}	D _{min}	Z	HIS	MG12	EG55	TH35	TN35
R111.0150.00	1,5	3,95	6,7	13,4	8	10,7	2,3	11	1	308080R	▲	▲	▲	▲
R111.0200.00	2	3,95	6,7	13,4	8	10,7	2,3	11	1	308080R	▲	▲	▲	▲
R111.0250.00	2,5	3,95	6,7	13,4	8	10,7	2,3	11	1	308080R	▲	▲	▲	▲
R111.0300.00	3	3,95	6,7	13,4	8	10,7	2,3	11	1	308080R	▲	▲	▲	▲
L111.0150.00	1,5	3,95	6,7	13,4	8	10,7	2,3	11	1	308080L	▲	▲	▲	▲
L111.0200.00	2	3,95	6,7	13,4	8	10,7	2,3	11	1	308080L	▲	▲	▲	▲
L111.0250.00	2,5	3,95	6,7	13,4	8	10,7	2,3	11	1	308080L	▲	▲	▲	▲
L111.0300.00	3	3,95	6,7	13,4	8	10,7	2,3	11	1	308080L	▲	▲	▲	▲
											P	O	•	•
											M	-	O	•
											K	-	O	•
											N	-	-	•
											S	-	-	•
											H	-	-	-



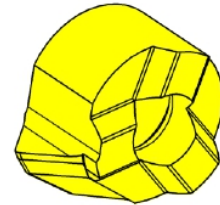
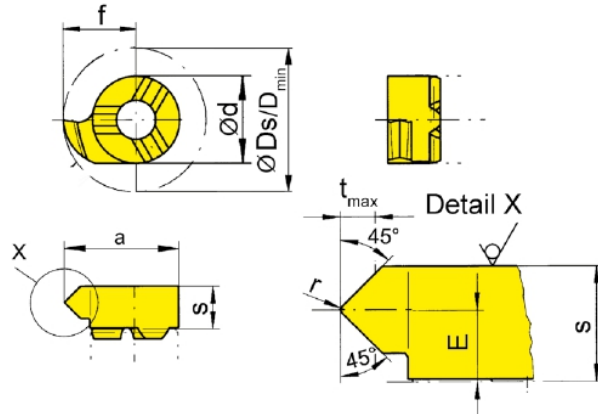
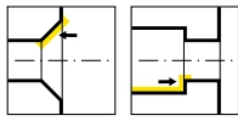
R = rechts wie gezeichnet
R = right hand version shown

L = links spiegelbildlich
L = left hand version

HM-Sorten
Carbide grades
▲ ab Lager
on stock
Δ 4 Wochen
4 weeks

Bestellnummer Part number	w	f	Ds	r	d	s	a	t _{max}	D _{min}	Z	HIS	HM-Sorten Carbide grades			
												MG12	EG55	TH35	TN35
R111.0004.08	0,8	6,7	13,4	0,4	8	3,95	10,7	2,3	11	1	308080R	▲	▲	▲	▲
R111.0006.12	1,2	6,7	13,4	0,6	8	3,95	10,7	2,3	11	1	308080R	▲	▲	▲	▲
R111.0009.18	1,8	6,7	13,4	0,9	8	3,95	10,7	2,3	11	1	308080R	▲	▲	▲	▲
R111.0010.20	2	6,7	13,4	1	8	3,95	10,7	2,3	11	1	308080R	▲	▲	▲	▲
R111.0015.30	3	6,7	13,4	1,5	8	3,95	10,7	2,3	11	1	308080R	▲	▲	▲	▲
L111.0004.08	0,8	6,7	13,4	0,4	8	3,95	10,7	2,3	11	1	308080L	▲	▲	▲	▲
L111.0006.12	1,2	6,7	13,4	0,6	8	3,95	10,7	2,3	11	1	308080L	Δ	▲	▲	▲
L111.0009.18	1,8	6,7	13,4	0,9	8	3,95	10,7	2,3	11	1	308080L	Δ	▲	▲	▲
L111.0010.20	2	6,7	13,4	1	8	3,95	10,7	2,3	11	1	308080L	▲	▲	▲	▲
L111.0015.30	3	6,7	13,4	1,5	8	3,95	10,7	2,3	11	1	308080L	Δ	▲	▲	▲
												P	o	•	•
												M	-	o	•
												K	-	o	•
												N	-	-	•
												S	-	-	•
												H	-	-	-

B



R = rechts wie gezeichnet
R = right hand version shown

L = links spiegelbildlich
L = left hand version

HM-Sorten
Carbide grades
▲ ab Lager
on stock
Δ 4 Wochen
4 weeks

Bestellnummer Part number	E	f	Ds	r	d	s	a	t _{max}	D _{min}	Z	HIS	EG55	TN35
R111.4545.02	2,4	6,7	13,4	0,2	8	4,15	10,7	1,5	11	1	308080R	▲	▲
L111.4545.02	2,4	6,7	13,4	0,2	8	4,15	10,7	1,5	11	1	308080L	▲	▲
												P ● ●	
												M ○ ●	
												K ○ ●	
												N - ●	
												S - ●	
												H - -	

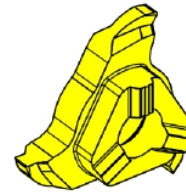
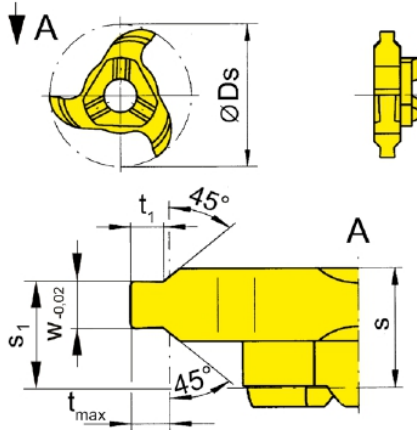
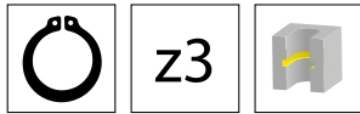


Abbildung = rechtsschneidend
Picture = right hand cutting version

HM-Sorten
Carbide grades
▲ ab Lager
on stock
Δ 4 Wochen
4 weeks

Bestellnummer Part number	Ds	Nw	w	t ₁	s	s ₁	t _{max}	Z	HIS	AS45
308.1105.30	15,7	1,1	1,21	0,47	4,7	3,6	0,5	3	308080R	▲
308.1307.30	15,7	1,3	1,41	0,65	4,7	3,5	0,7	3	308080R	▲
										P ●
										M ●
										K ●
										N o
										S ●
										H -

Schneidplatte Insert

308



B

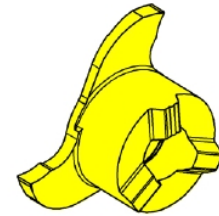
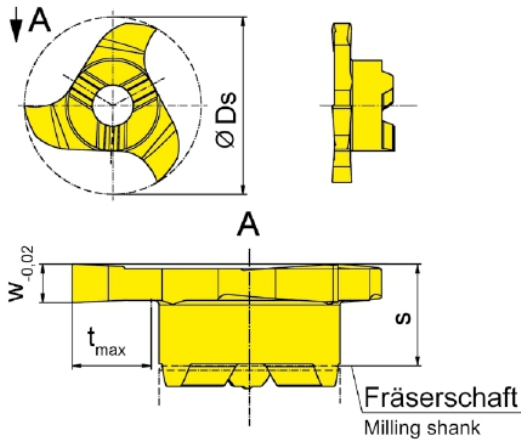


Abbildung = rechtsschneidend
Picture = right hand cutting version

HM-Sorten
Carbide grades
▲ ab Lager
on stock
△ 4 Wochen
4 weeks

Bestellnummer Part number	Ds	Nw	w	s	t _{max}	Z	HIS	AS45	TF45	TN35
308.0110.00	15,7	1,1	1,21	4,5	3,5	3	308080R		▲	▲
308.0130.00	15,7	1,3	1,41	4,5	3,5	3	308080R	△	△	▲
308.0160.00	15,7	1,6	1,71	4,5	3,5	3	308080R	△	△	▲
								P	•	•
								M	•	•
								K	•	•
								N	•	•
								S	•	•
								H	-	-